

---

# Spain

---

# Comments

- The data was extracted from the GARFIELD-AF registry database on 28 JUL 2016
- The data includes prospective patients in cohorts 1, 2, 3, 4 and 5
- The data does not include retrospective patients
- Regions:

Europe: Austria, Belgium, Czech Republic, Denmark, Finland, France, Germany, Hungary, Italy,

Netherlands, Norway, Poland, Russia, Spain, Sweden, Switzerland, Ukraine, United Kingdom

Asia: China, India, Japan, Korea, Singapore, Thailand, Turkey, United Arab Emirates

North America: Canada, United States of America

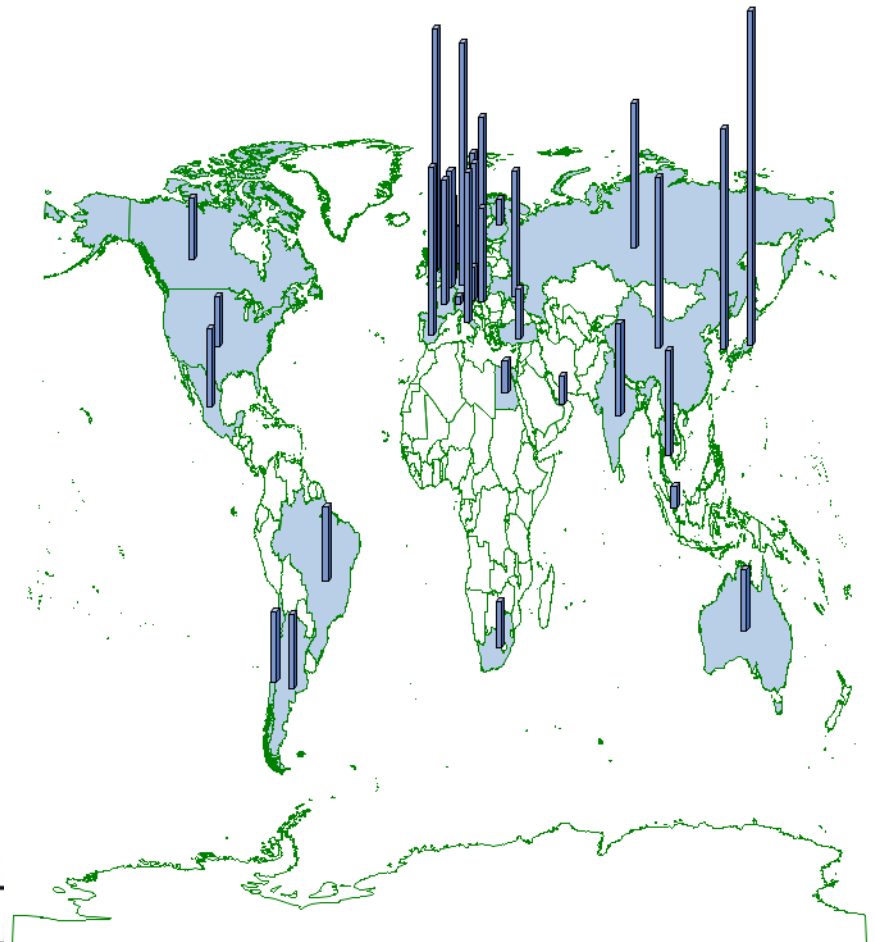
Latin America: Argentina, Brazil, Chile, Mexico

Rest of World: Australia, Egypt, South Africa

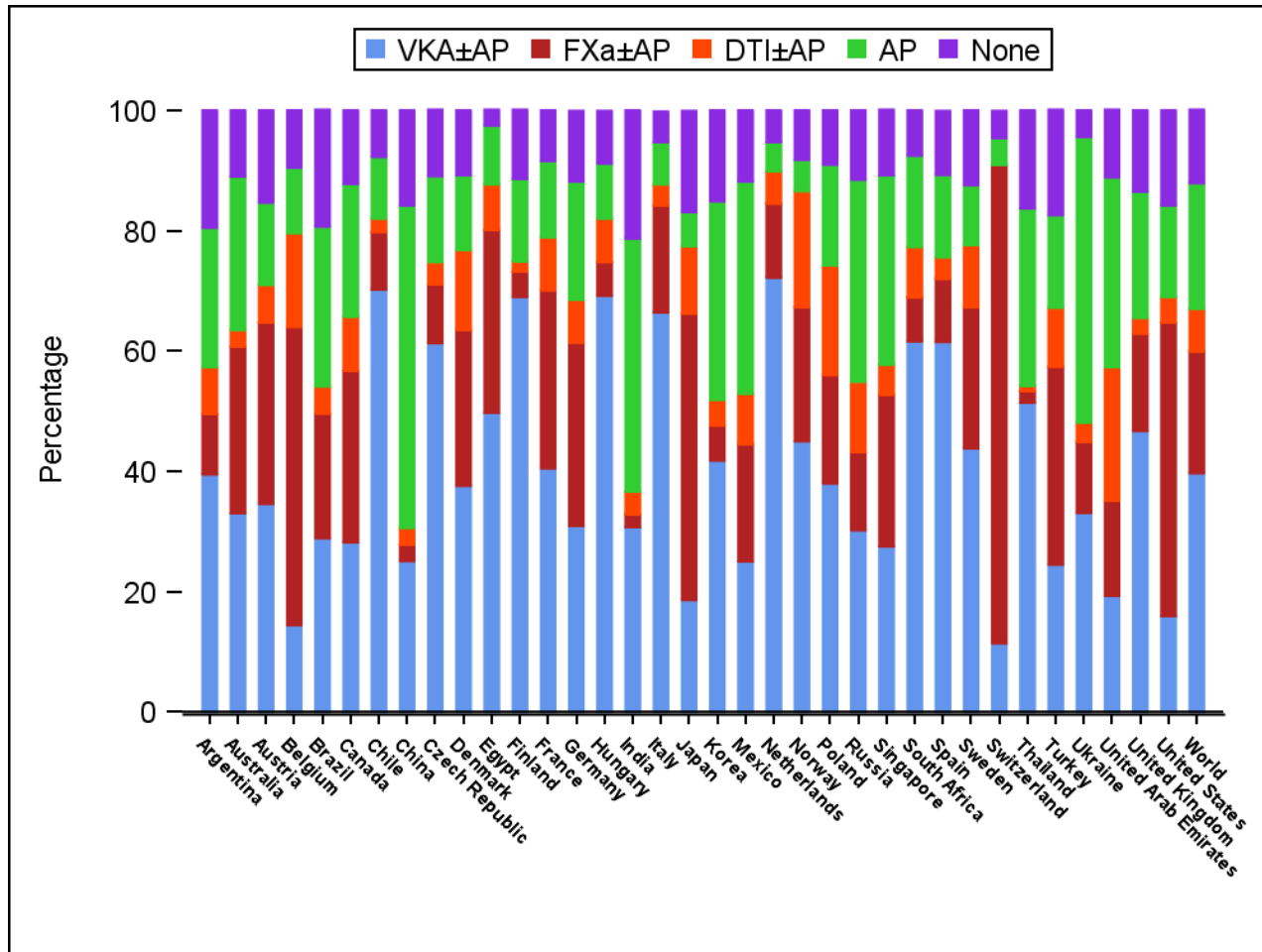
## Treatment at diagnosis by country

### Global enrolment of Prospective patients

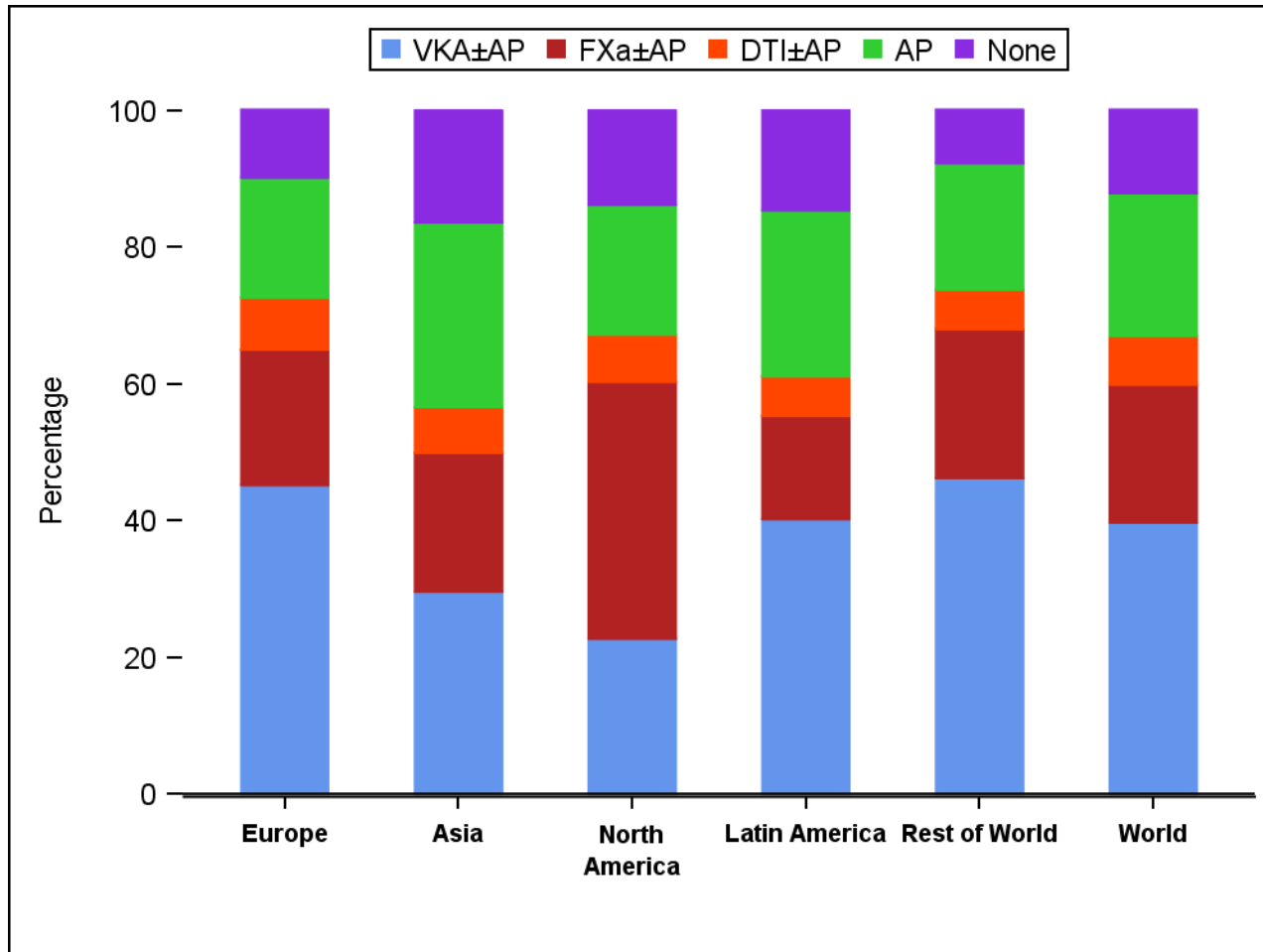
Region	n	%
Europe	28855	56.3
Asia	14713	28.7
North America	1588	3.1
Latin America	4164	8.1
Rest of World	1950	3.8
Total	51270	100



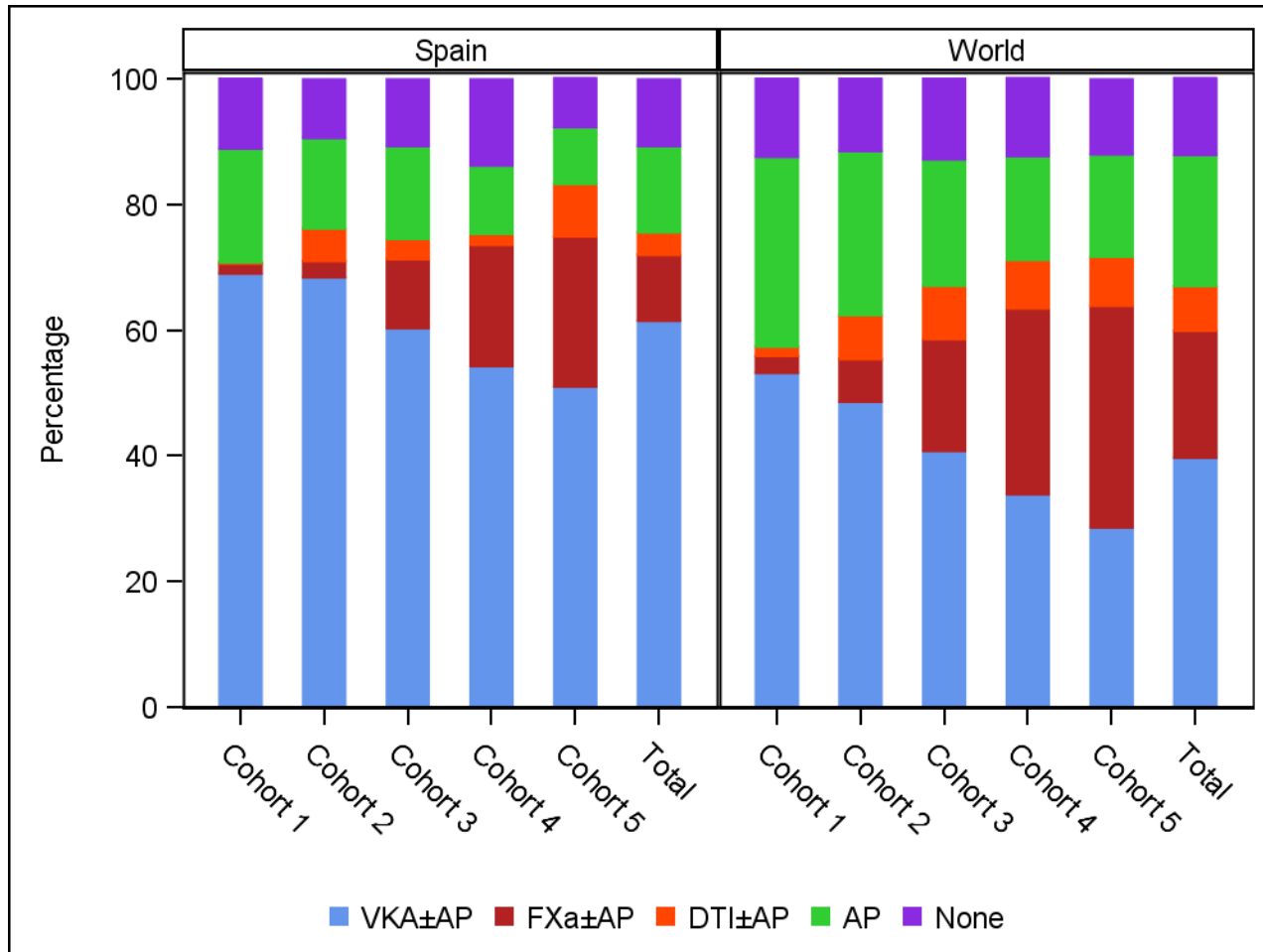
## Treatment at diagnosis by country



## Treatment at diagnosis by region



## Treatment at diagnosis by cohort



## Baseline characteristics

		Spain N=(2421)	World N=(51270)
Sex	Female, n (%)	1165 (48.1)	22668 (44.2)
Age at Diagnosis (Years)	mean (sd)	73.7 (10.4)	69.7 (11.5)
Age Group	<65, n (%)	441 (18.2)	15427 (30.1)
	65-74, n (%)	713 (29.5)	16684 (32.5)
	>=75, n (%)	1267 (52.3)	19159 (37.4)
BMI (kg/m <sup>2</sup> )	mean (sd)	29.2 (5.0)	27.8 (5.7)
Pulse (bpm)	mean (sd)	94.7 (28.9)	90.4 (26.8)
Systolic BP (mm Hg)	mean (sd)	137.0 (20.6)	133.5 (19.9)
Diastolic BP (mm Hg)	mean (sd)	79.7 (13.9)	79.7 (12.9)
Congestive heart failure	n (%)	319 (13.2)	10260 (20.0)
Coronary artery disease	n (%)	254 (10.5)	11035 (21.5)
Acute coronary syndrome	n (%)	154 (6.4)	4860 (9.5)
Carotid Occlusive Disease	n (%)	54 (2.2)	1515 (3.0)
Cirrhosis	n (%)	16 (0.7)	289 (0.6)

## Baseline characteristics

		<b>Spain N=(2421)</b>	<b>World N=(51270)</b>
Diabetes	n (%)	641 (26.5)	11317 (22.1)
History of Bleeding	n (%)	55 (2.3)	1302 (2.6)
Hypercholesterolaemia	n (%)	1121 (46.5)	20637 (41.6)
PE or DVT	n (%)	52 (2.1)	1334 (2.6)
Stroke/TIA	n (%)	258 (10.7)	5858 (11.4)
Treatment Sector	In the private sector, n (%)	134 (7.9)	12280 (28.4)
	In the public sector, n (%)	1552 (92.1)	30915 (71.6)



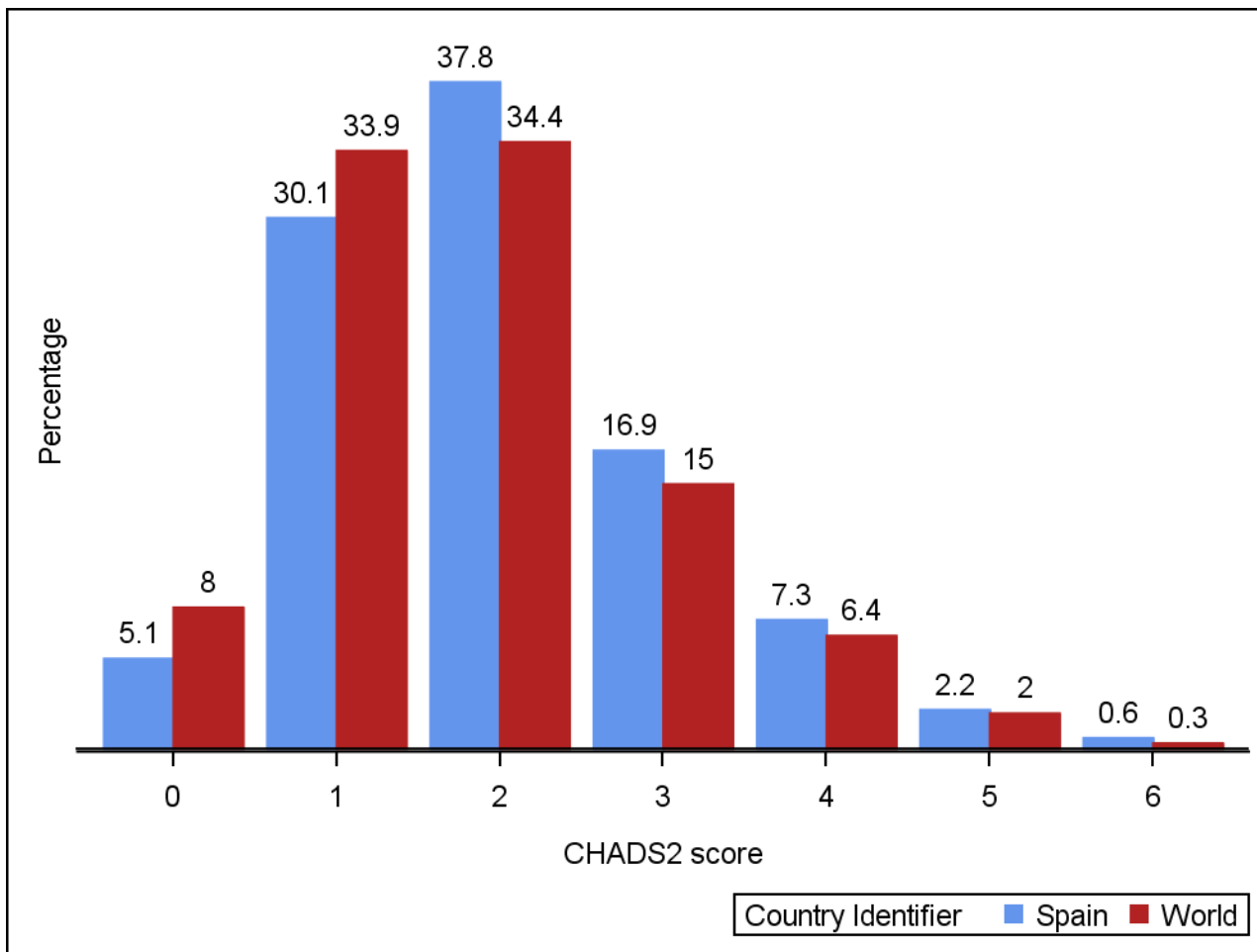
## Baseline characteristics

		<b>Spain</b> N=(2421)	<b>World</b> N=( 51270)
CHADS2 Score	mean (sd)	2.0 (1.1)	1.9 (1.1)
CHA2DS2-VASc Score	mean (sd)	3.5 (1.5)	3.2 (1.6)
HAS BLED Score	mean (sd)	1.5 (0.9)	1.4 (0.9)

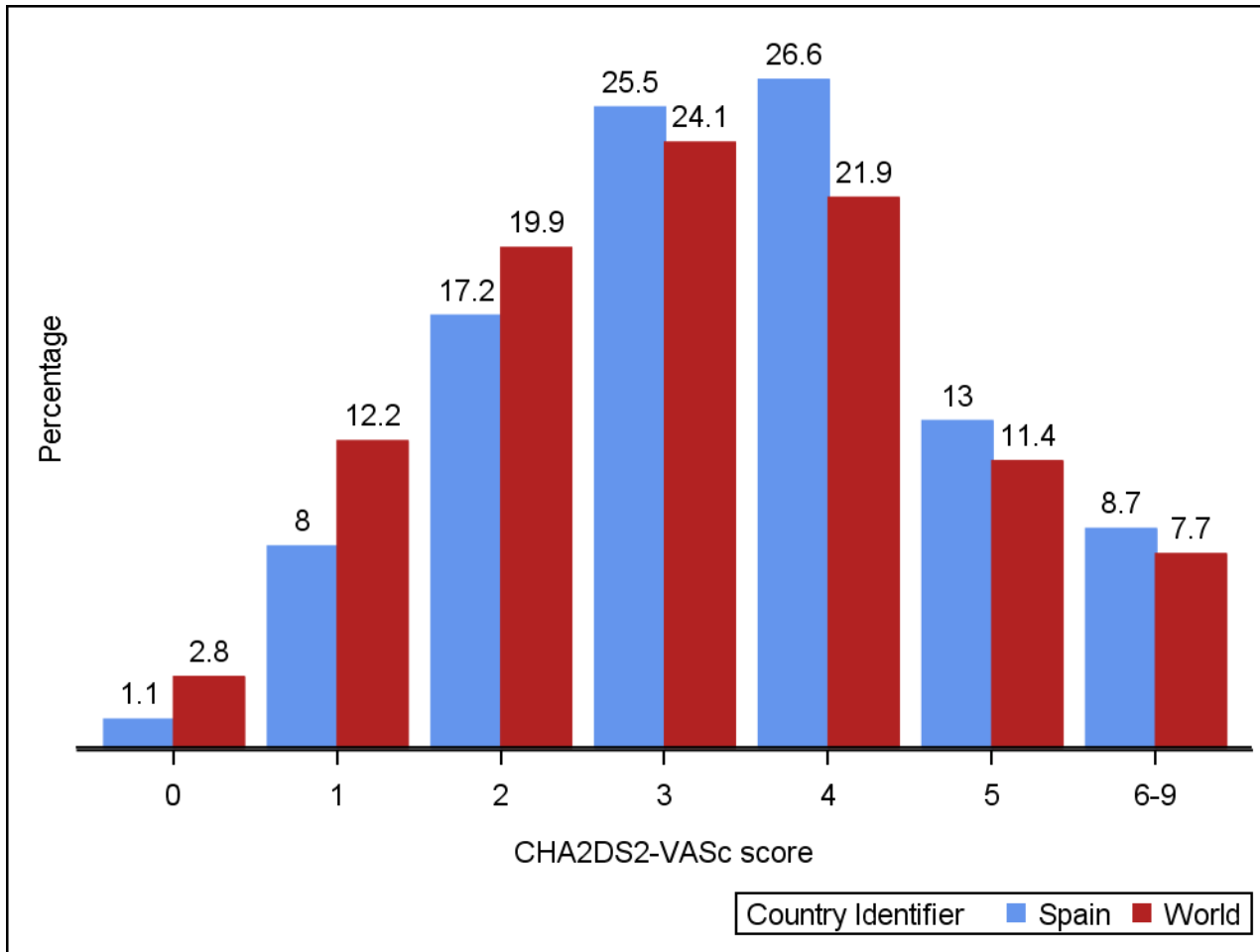
## Baseline characteristics

		Spain N=(2421)	World N=(51270)
Systemic Embolization	n (%)	14 (0.6)	332 (0.7)
Type of AF Diagnosed	New, n (%)	1033 (42.7)	22982 (44.8)
	Paroxysmal, n (%)	503 (20.8)	14115 (27.5)
	Permanent, n (%)	395 (16.3)	6508 (12.7)
	Persistent, n (%)	490 (20.2)	7663 (14.9)
Care Setting Speciality at Diagnosis	Cardiology, n (%)	1202 (49.6)	33650 (65.6)
	Internal Medicine, n (%)	439 (18.1)	9211 (18.0)
	Neurology, n (%)	61 (2.5)	870 (1.7)
	Primary Care/General Practice, n (%)	707 (29.2)	7339 (14.3)

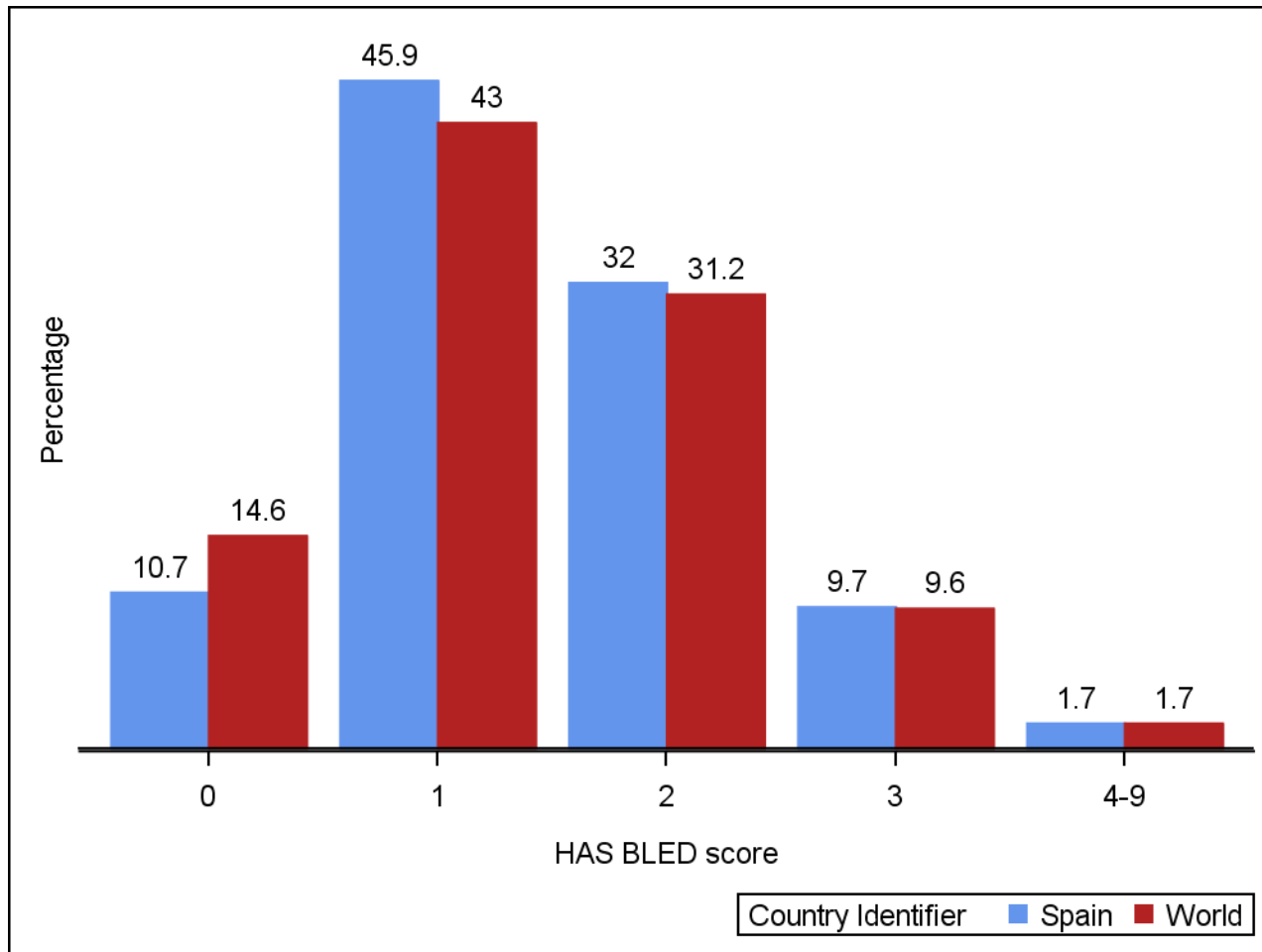
## Stroke risk profile: CHADS2



## Stroke risk profile: CHA<sub>2</sub>DS<sub>2</sub> VASc



## Stroke risk profile: HAS BLED



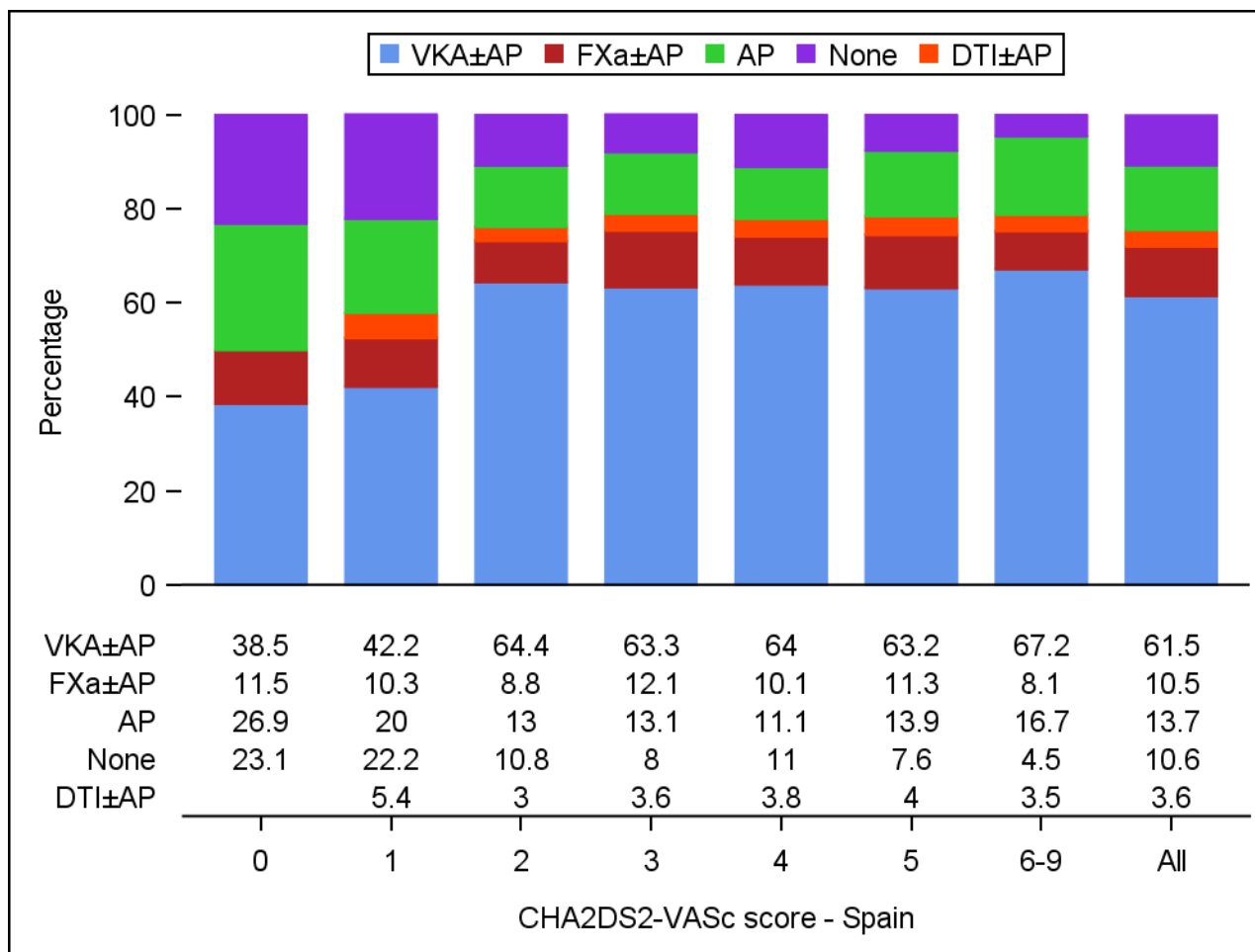
## Treatment at diagnosis by CHA<sub>2</sub>DS<sub>2</sub>-VASc score - Spain

CHA <sub>2</sub> DS <sub>2</sub> -VASc		VKA±AP	FXa±AP	DTI±AP	AP	None	Unknown	Total
		n	n	n	n	n	n	n
Spain	Unknown	45	13	2	14	18	0	92
	0	10	3	0	7	6	0	26
	1	78	19	10	37	41	1	186
	2	257	35	12	52	43	2	401
	3	373	71	21	77	47	4	593
	4	391	62	23	68	67	8	619
	5	191	34	12	42	23	0	302
	6-9	133	16	7	33	9	4	202

## Treatment at diagnosis by CHA<sub>2</sub>DS<sub>2</sub>-VASc score - World

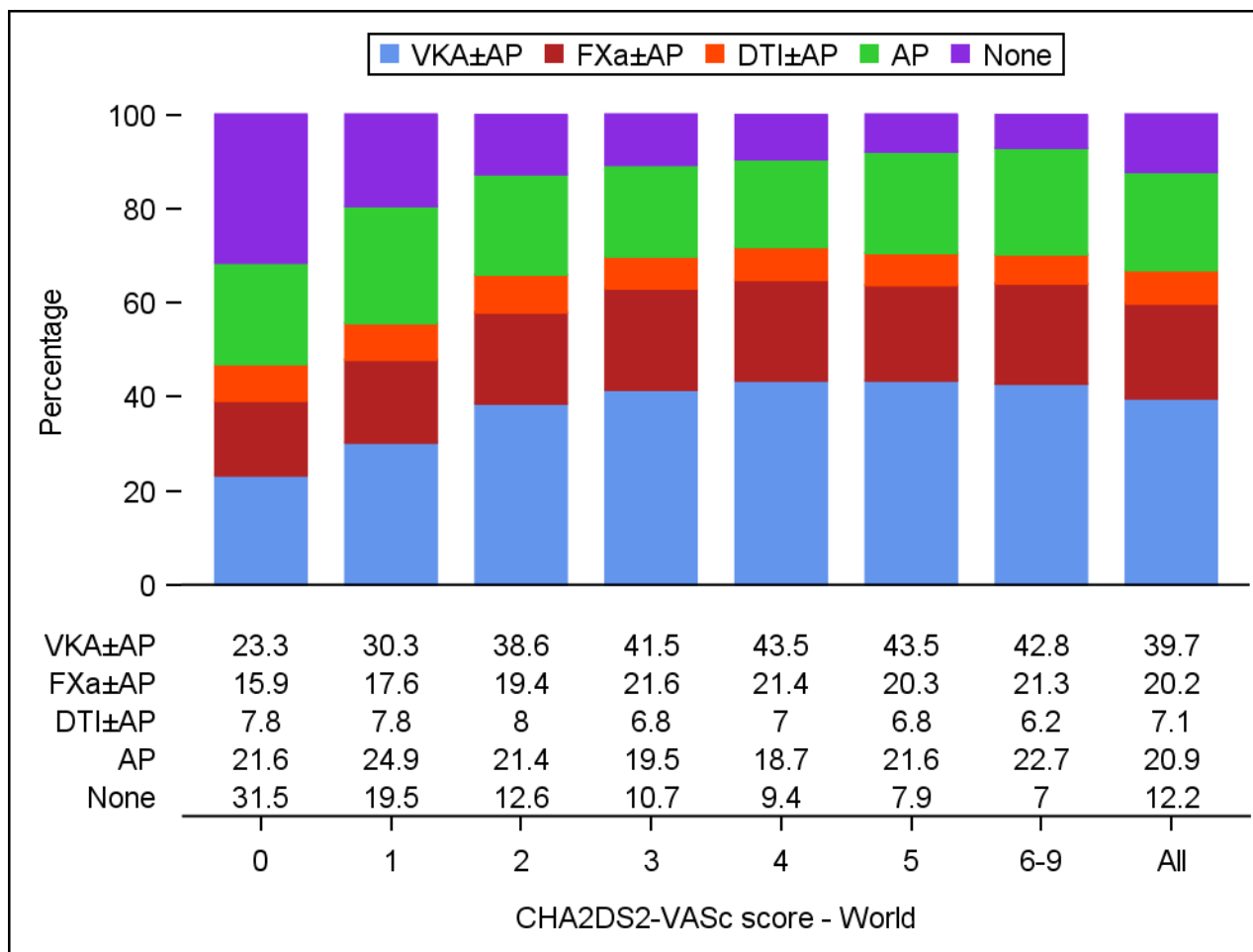
CHA <sub>2</sub> DS <sub>2</sub> -VASc		VKA±AP	FXa±AP	DTI±AP	AP	None	Unknown	Total
		n	n	n	n	n	n	n
World	Unknown	450	209	54	274	317	14	1318
	0	323	220	108	300	437	16	1404
	1	1827	1061	468	1503	1179	57	6095
	2	3800	1908	793	2108	1246	110	9965
	3	4930	2567	803	2317	1266	147	12030
	4	4698	2313	751	2020	1016	139	10937
	5	2439	1137	379	1210	445	86	5696
	6-9	1613	803	233	856	262	58	3825

## Treatment at diagnosis





## Treatment at diagnosis



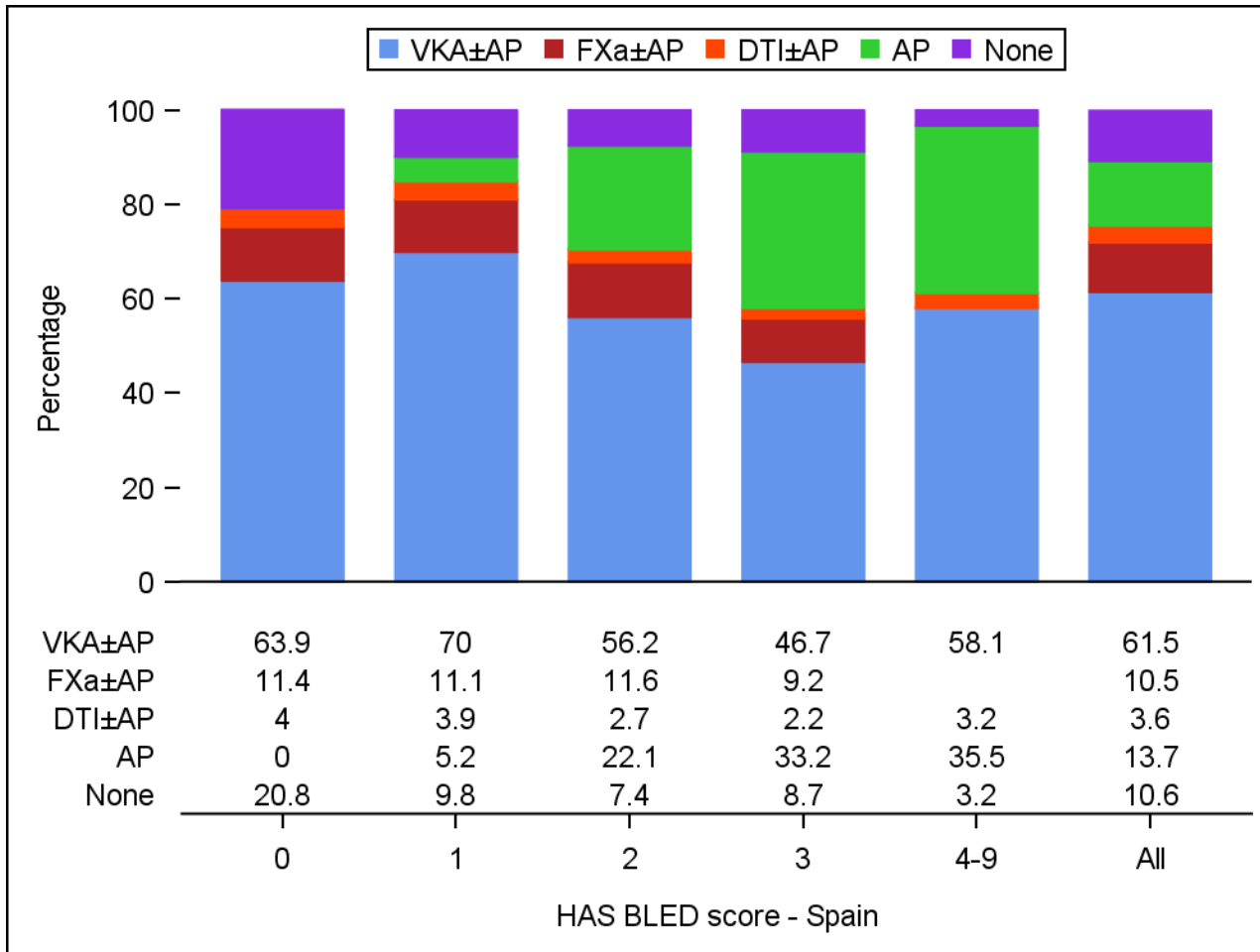
## Treatment at diagnosis by HAS BLED score - Spain

HASBLED		VKA±AP	FXa±AP	DTI±AP	AP	None	Unknown	Total	
		n	n	n	n	n	n	N	n
Spain	Unknown	301	47	24	81	66	4	523	523
	0	129	23	8	0	42	1	203	203
	1	609	97	34	45	85	1	871	871
	2	335	69	16	132	44	11	607	607
	3	86	17	4	61	16	1	185	185
	4-9	18	0	1	11	1	1	32	32

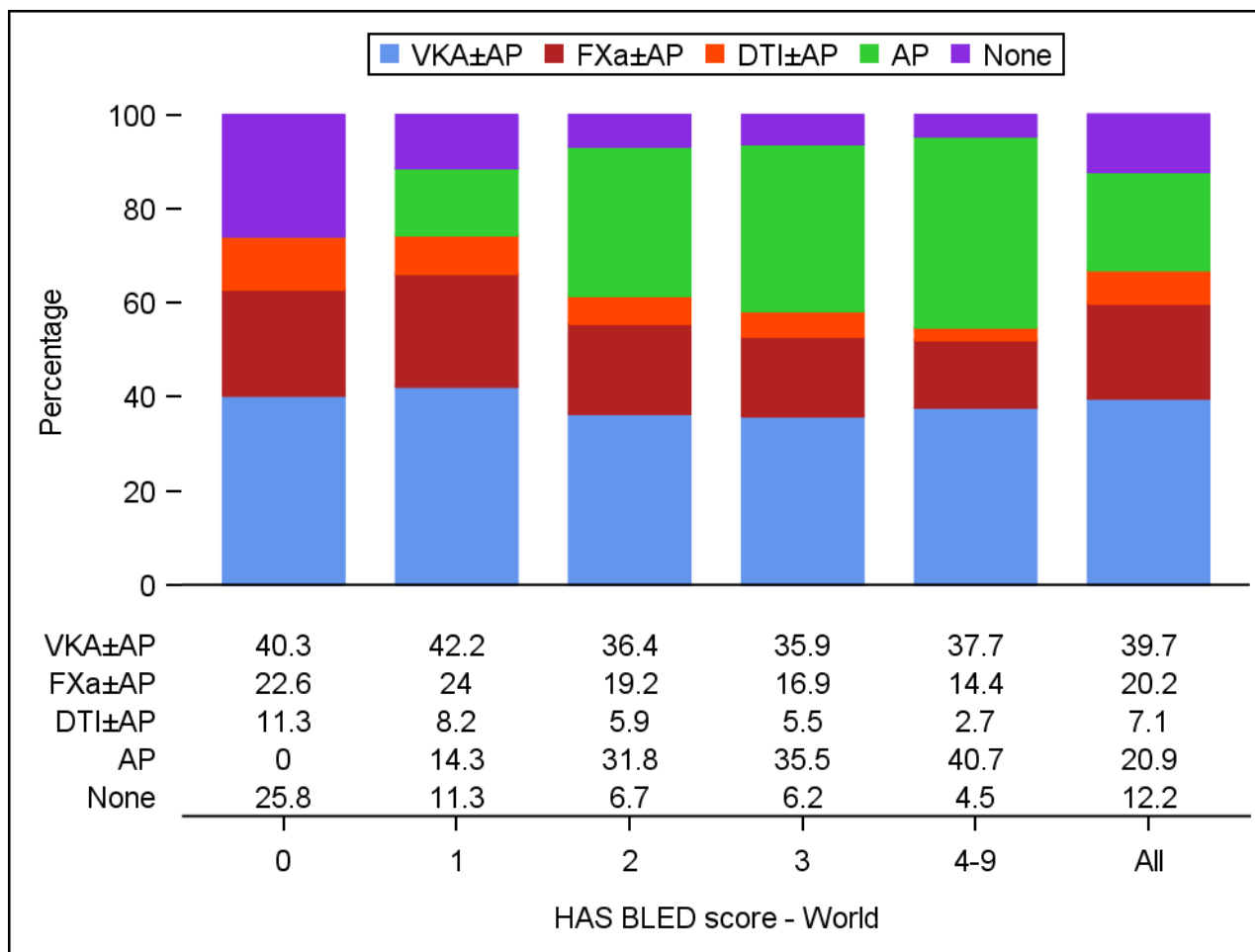
## Treatment at diagnosis by HAS BLED score - World

HASBLED		VKA±AP	FXa±AP	DTI±AP	AP	None	Unknown	Total
		n	n	n	n	n	n	n
World	Unknown	5685	2393	827	3225	2025	139	14294
	0	2138	1201	598	0	1366	83	5386
	1	6622	3759	1280	2243	1773	213	15890
	2	4145	2185	676	3625	758	140	11529
	3	1254	590	191	1240	218	43	3536
	4-9	236	90	17	255	28	9	635

## Treatment at diagnosis



## Treatment at diagnosis



## INR values and time in therapeutic range

Variable	Statistics	Spain (N = 1307) n %	World (N = 16852) n %
INR value, n(%)	n	10857	137133
	<2	3196 (29.4)	43965 (32.1)
	2-3	5505 (50.7)	70543 (51.4)
	>3	2156 (19.9)	22625 (16.5)
INR value	n (	10857	137133
	Mean (SD)	2.5 (1.0)	2.4 (0.9)
	Median (IQR)	2.3 (1.9 to 2.9)	2.3 (1.8 to 2.8)
	Min to Max	0.8 to 15.5	0.8 to 20.0
TTR, n(%)	n (missing)	790 (517)	9934 (6918)
	<65	459 (58.1)	5851 (58.9)
	>=65	331 (41.9)	4083 (41.1)
TTR	n (missing)	790 (517)	9934 (6918)
	Mean (SD)	58.4 (21.6)	55.0 (27.3)
	Median (IQR)	60.5 (45.7 to 73.7)	58.8 (36.7 to 75.8)
	Min to Max	0.0 to 100.0	0.0 to 100.0

## Event rates during the first year of follow-up (rates per 100 person-years)

	Spain		World	
	Events	Rate (95% CI)	Events	Rate (95% CI)
Death	93	4.64 (3.78 to 5.68)	1603	4.25 (4.05 to 4.46)
Cardiovascular Death	36	1.80 (1.30 to 2.49)	643	1.71 (1.58 to 1.84)
Non-cardiovascular death	40	1.99 (1.46 to 2.72)	581	1.54 (1.42 to 1.67)
Undetermined Cause	17	0.85 (0.53 to 1.36)	379	1.01 (0.91 to 1.11)
Stroke/SE	28	1.40 (0.97 to 2.03)	537	1.43 (1.32 to 1.56)
Major Bleeding	26	1.30 (0.89 to 1.92)	328	0.87 (0.78 to 0.97)
Acute coronary syndrome	16	0.80 (0.49 to 1.31)	306	0.81 (0.73 to 0.91)
Congestive hearth failure	41	2.07 (1.52 to 2.81)	899	2.42 (2.26 to 2.58)

## Cause of death during the first year of follow-up

	Spain		World	
	n	%	n	%
<b>Cardiovascular causes</b>				
Congestive heart failure	16	44.4	211	32.8
Sudden or unwitnessed death	2	5.6	109	17.0
Myocardial infarction	1	2.8	69	10.7
Non-haemorrhagic stroke (Ischemic Stroke)	5	13.9	69	10.7
<b>Non Cardiovascular causes</b>				
Malignancy	11	27.5	167	28.7
Respiratory failure	8	20.0	115	19.8
Infection	6	15.0	56	9.6
Sepsis	4	10.0	55	9.5



## Type of stroke during the first year of follow-up

	Spain		World	
	n	%	n	%
Stroke (not including systemic embolism)	24	1.15	483	1.21
Primary Ischemic	20	0.96	327	0.82
of which secondary hemorrhagic ischemic	2	0.10	18	0.05
Primary intracerebral hemorrhage	1	0.05	62	0.16
Intracerebral	1	0.05	38	0.10
Intraventricular			8	0.02
Subarachnoid			10	0.03
Undetermined	3	0.14	94	0.24