
Thailand

Comments

- The data was extracted from the GARFIELD-AF registry database on 28 JUL 2016
- The data includes prospective patients in cohorts 1, 2, 3, 4 and 5
- The data does not include retrospective patients
- Regions:

Europe: Austria, Belgium, Czech Republic, Denmark, Finland, France, Germany, Hungary, Italy,

Netherlands, Norway, Poland, Russia, Spain, Sweden, Switzerland, Ukraine, United Kingdom

Asia: China, India, Japan, Korea, Singapore, Thailand, Turkey, United Arab Emirates

North America: Canada, United States of America

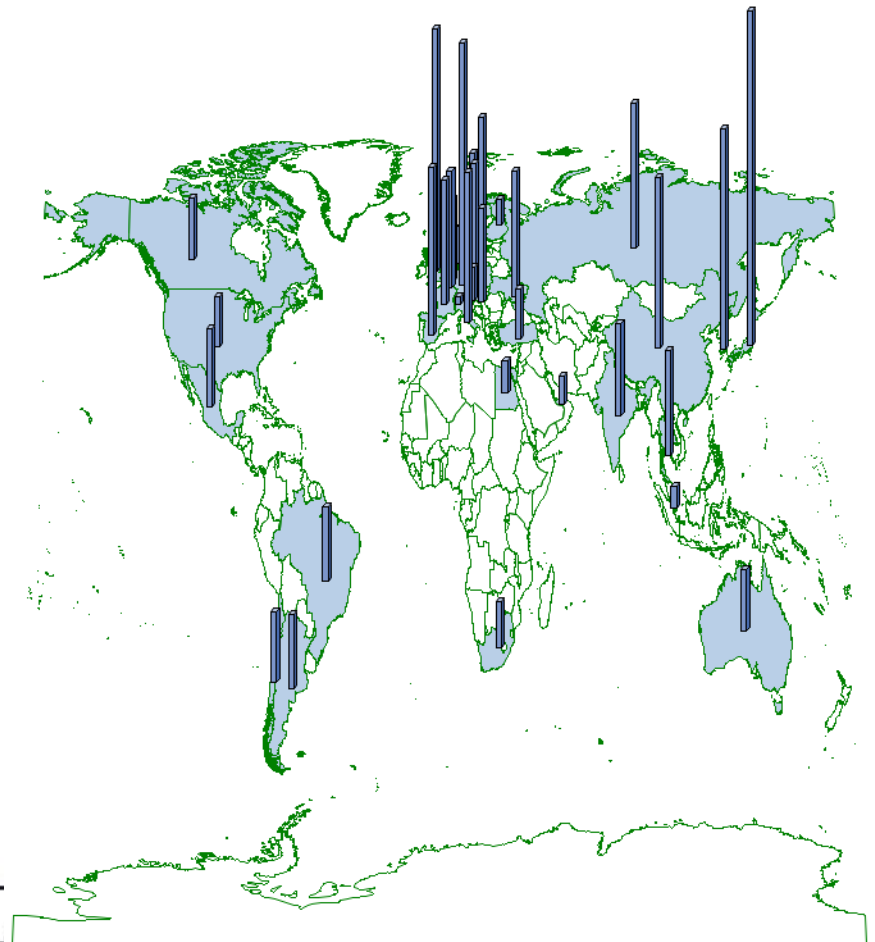
Latin America: Argentina, Brazil, Chile, Mexico

Rest of World: Australia, Egypt, South Africa

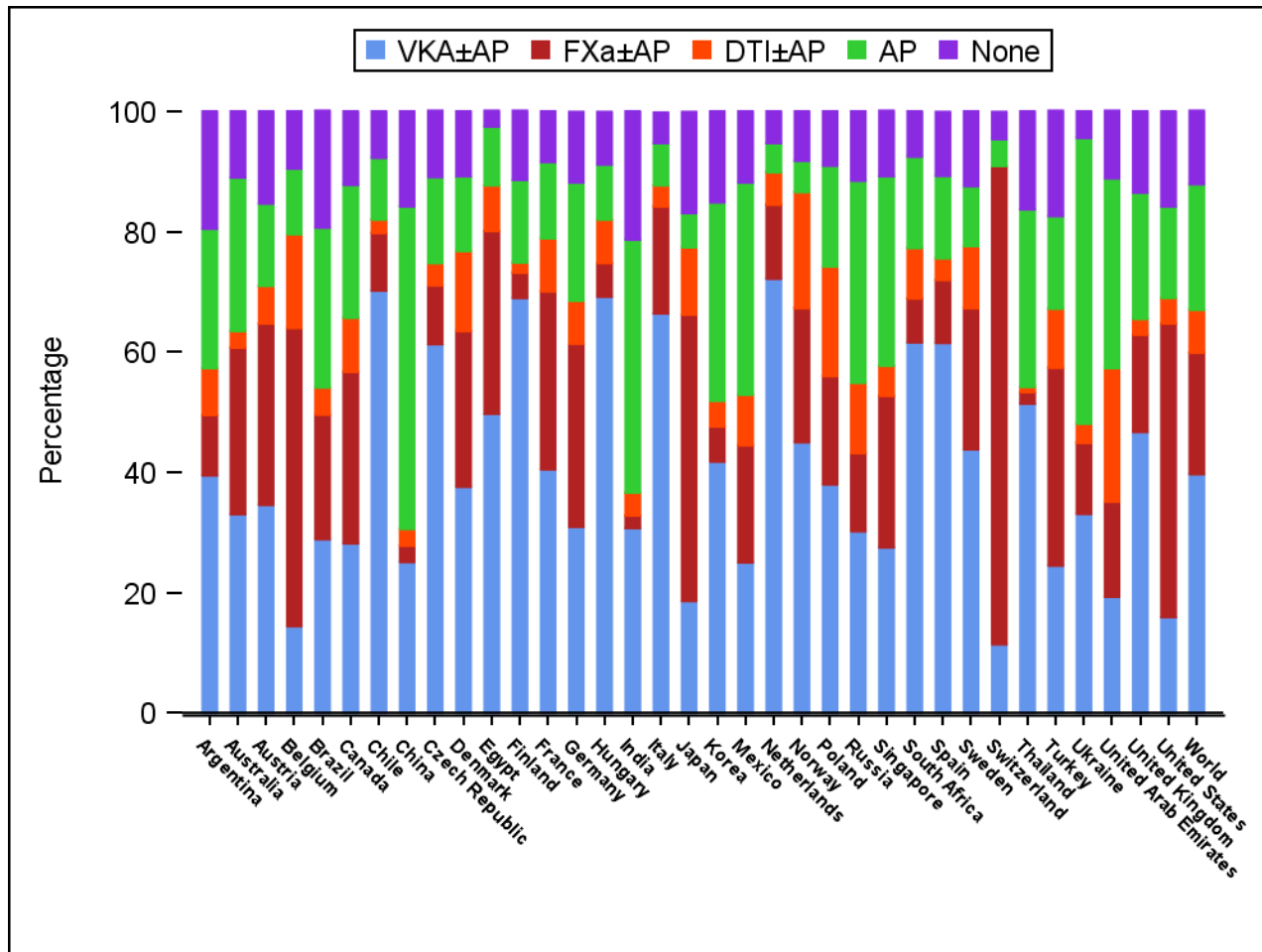
Treatment at diagnosis by country

Global enrolment of Prospective patients

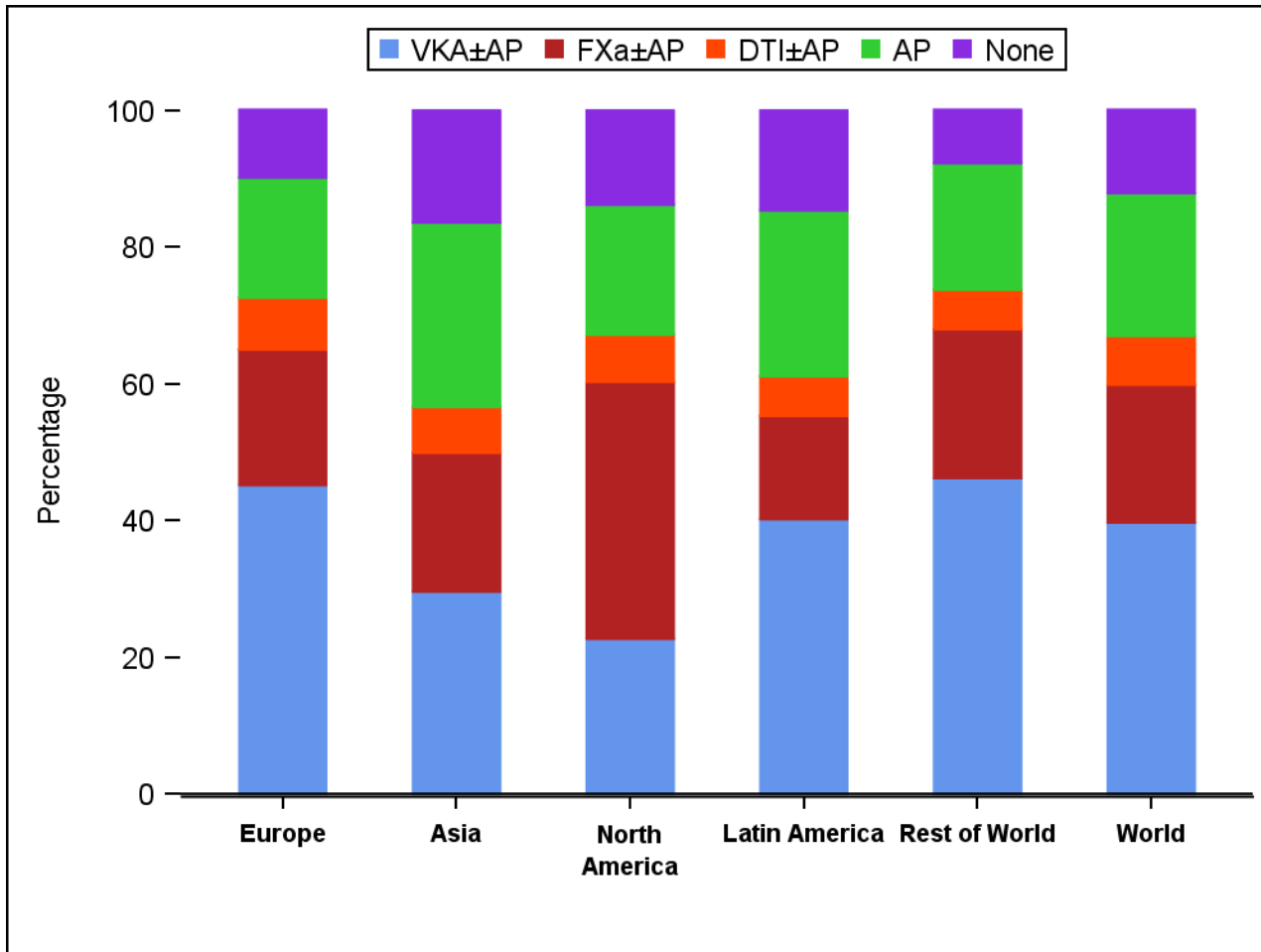
Region	n	%
Europe	28855	56.3
Asia	14713	28.7
North America	1588	3.1
Latin America	4164	8.1
Rest of World	1950	3.8
Total	51270	100



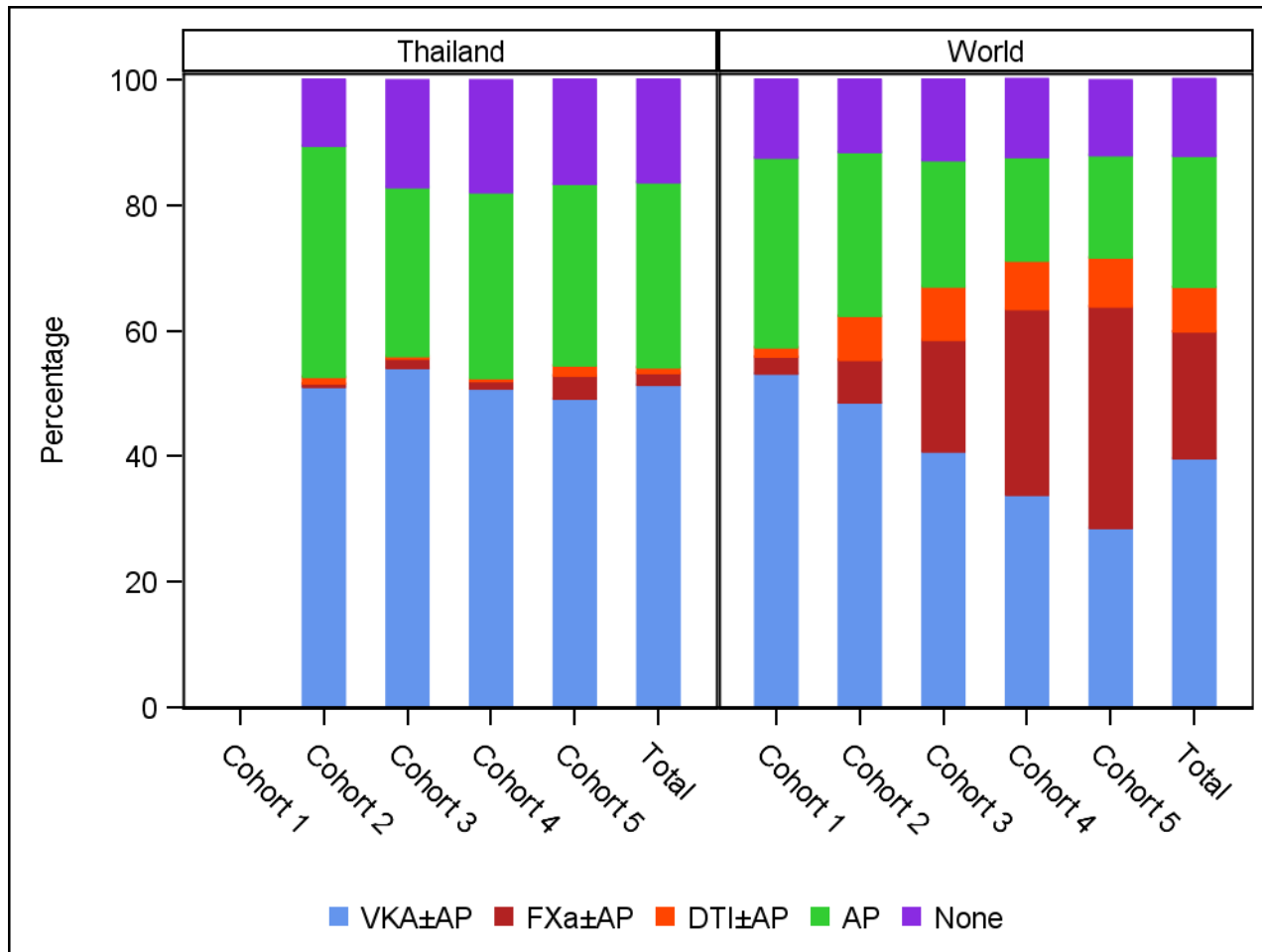
Treatment at diagnosis by country



Treatment at diagnosis by region



Treatment at diagnosis by cohort



Baseline characteristics

		Thailand N=(1494)	World N=(51270)
Sex	Female, n (%)	735 (49.2)	22668 (44.2)
Age at Diagnosis (Years)	mean (sd)	66.9 (11.7)	69.7 (11.5)
Age Group	<65, n (%)	614 (41.1)	15427 (30.1)
	65-74, n (%)	462 (30.9)	16684 (32.5)
	>=75, n (%)	418 (28.0)	19159 (37.4)
BMI (kg/m ²)	mean (sd)	25.0 (4.6)	27.8 (5.7)
Pulse (bpm)	mean (sd)	86.2 (22.0)	90.4 (26.8)
Systolic BP (mm Hg)	mean (sd)	131.8 (20.1)	133.5 (19.9)
Diastolic BP (mm Hg)	mean (sd)	77.5 (14.0)	79.7 (12.9)
Congestive heart failure	n (%)	260 (17.4)	10260 (20.0)
Coronary artery disease	n (%)	175 (11.7)	11035 (21.5)
Acute coronary syndrome	n (%)	97 (6.5)	4860 (9.5)
Carotid Occlusive Disease	n (%)	9 (0.6)	1515 (3.0)
Cirrhosis	n (%)	30 (2.1)	289 (0.6)

Baseline characteristics

		Thailand N=(1494)	World N=(51270)
Diabetes	n (%)	326 (21.8)	11317 (22.1)
History of Bleeding	n (%)	22 (1.5)	1302 (2.6)
Hypercholesterolaemia	n (%)	838 (58.0)	20637 (41.6)
PE or DVT	n (%)	5 (0.3)	1334 (2.6)
Stroke/TIA	n (%)	152 (10.2)	5858 (11.4)
Treatment Sector	In the private sector, n (%)	124 (8.8)	12280 (28.4)
	In the public sector, n (%)	1288 (91.2)	30915 (71.6)

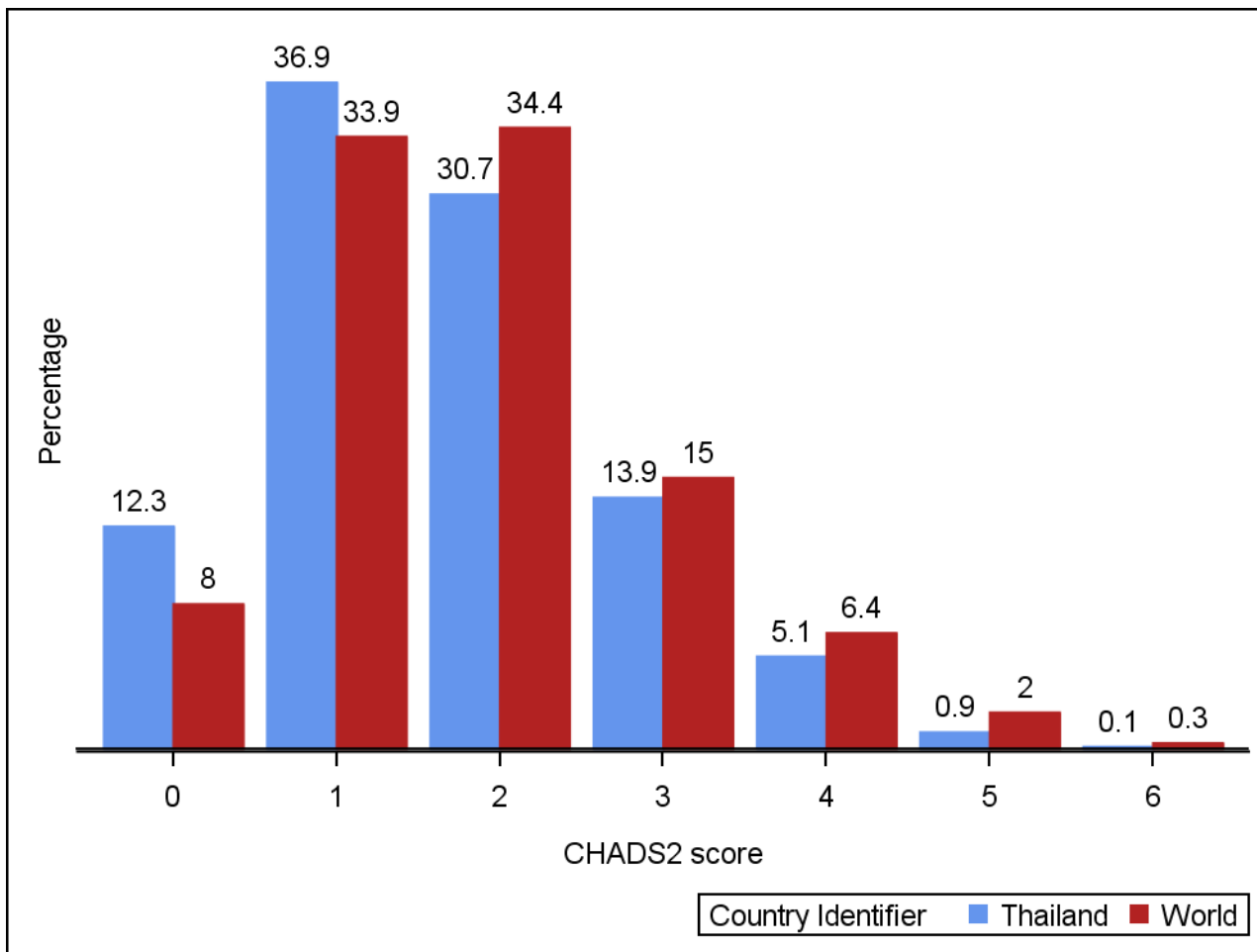
Baseline characteristics

		Thailand N=(1494)	World N=(51270)
CHADS2 Score	mean (sd)	1.7 (1.1)	1.9 (1.1)
CHA2DS2-VASc Score	mean (sd)	2.9 (1.5)	3.2 (1.6)
HAS BLED Score	mean (sd)	1.5 (1.0)	1.4 (0.9)

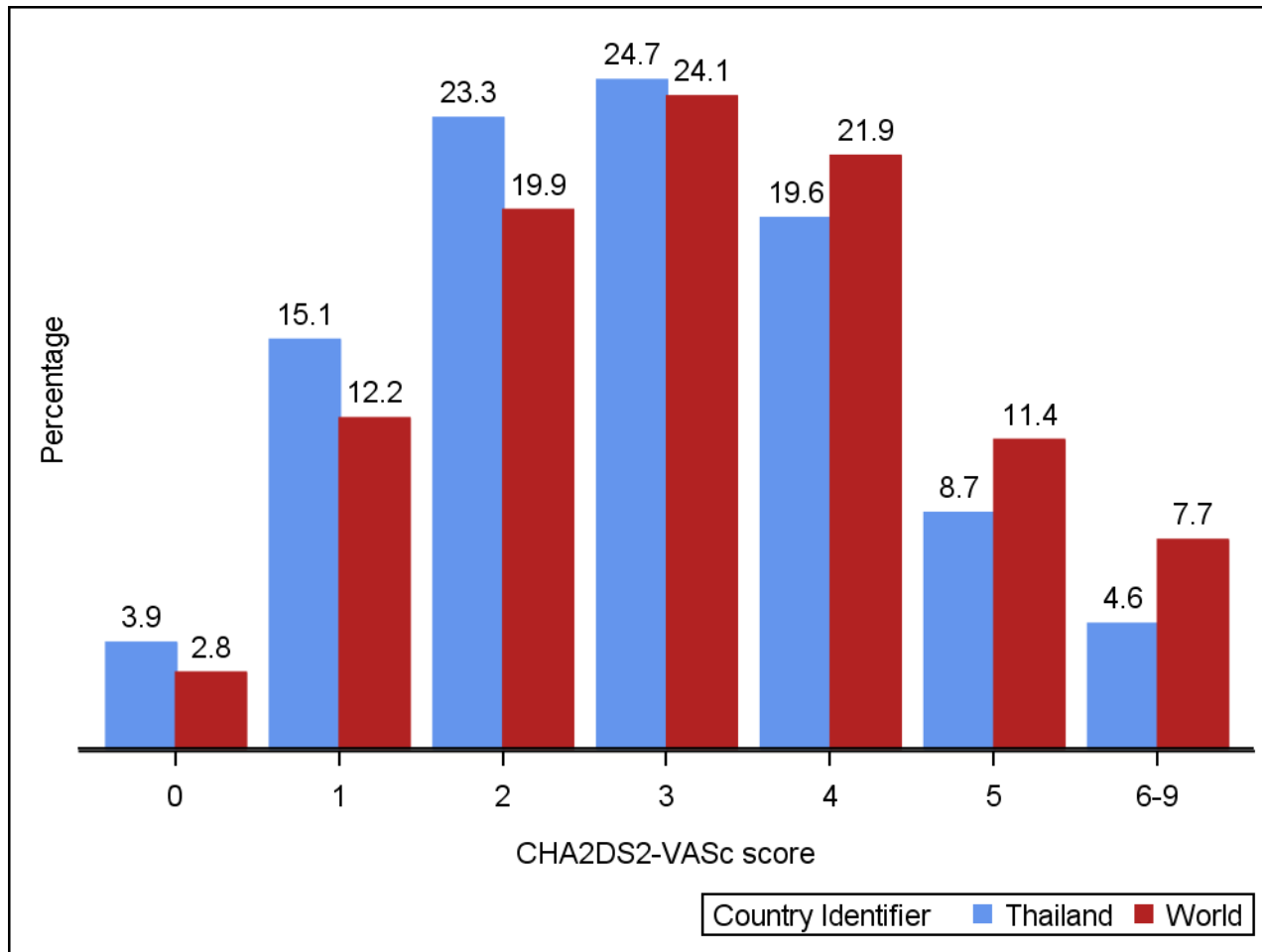
Baseline characteristics

		Thailand N=(1494)	World N=(51270)
Systemic Embolization	n (%)	14 (0.9)	332 (0.7)
Type of AF Diagnosed	New, n (%)	679 (45.4)	22982 (44.8)
	Paroxysmal, n (%)	426 (28.5)	14115 (27.5)
	Permanent, n (%)	52 (3.5)	6508 (12.7)
Care Setting Speciality at Diagnosis	Persistent, n (%)	337 (22.6)	7663 (14.9)
	Cardiology, n (%)	827 (55.4)	33650 (65.6)
	Internal Medicine, n (%)	440 (29.5)	9211 (18.0)
	Neurology, n (%)	53 (3.5)	870 (1.7)
	Primary Care/General Practice, n (%)	160 (10.7)	7339 (14.3)

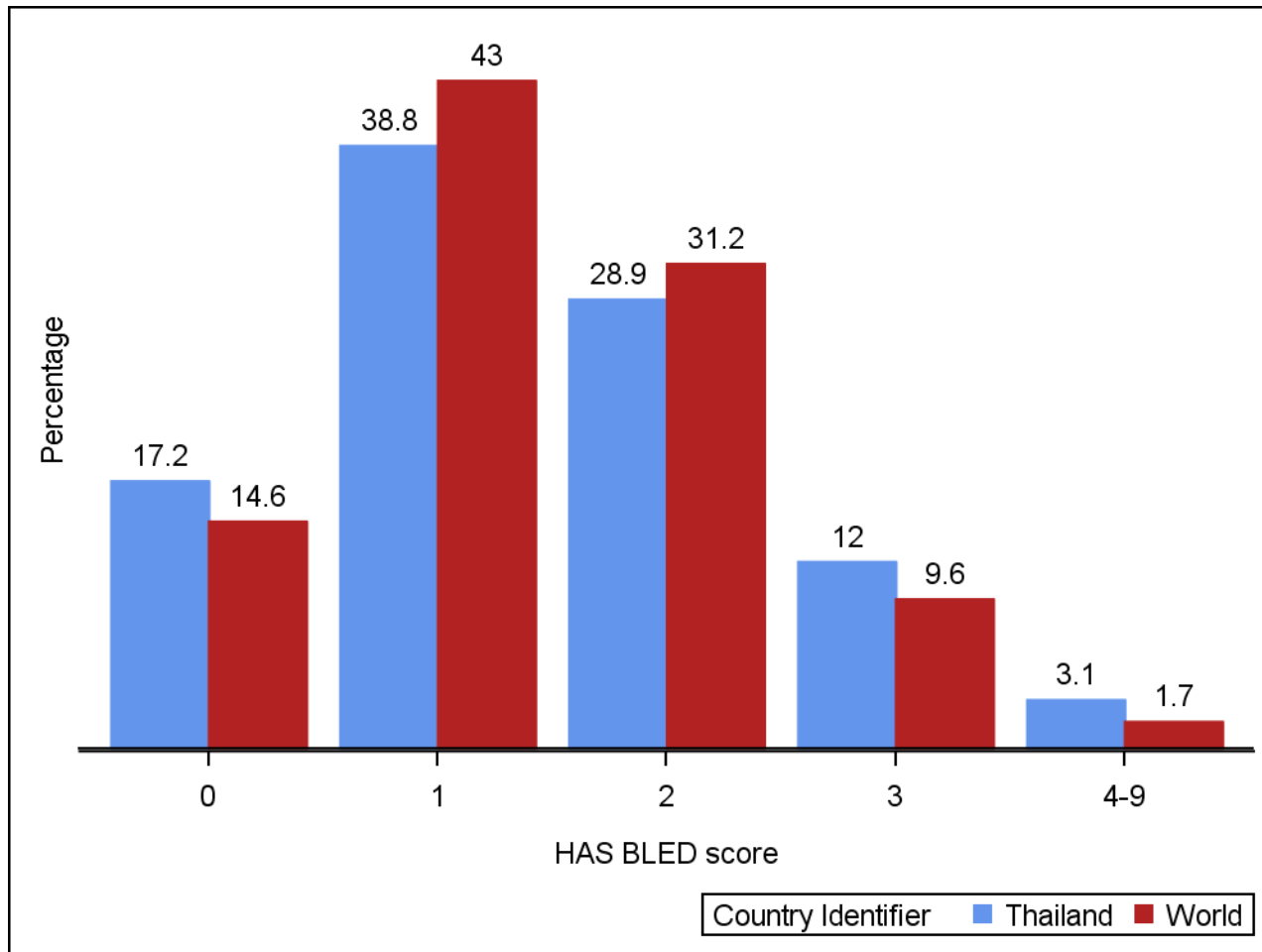
Stroke risk profile: CHADS₂



Stroke risk profile: CHA₂DS₂ VASc



Stroke risk profile: HAS BLED



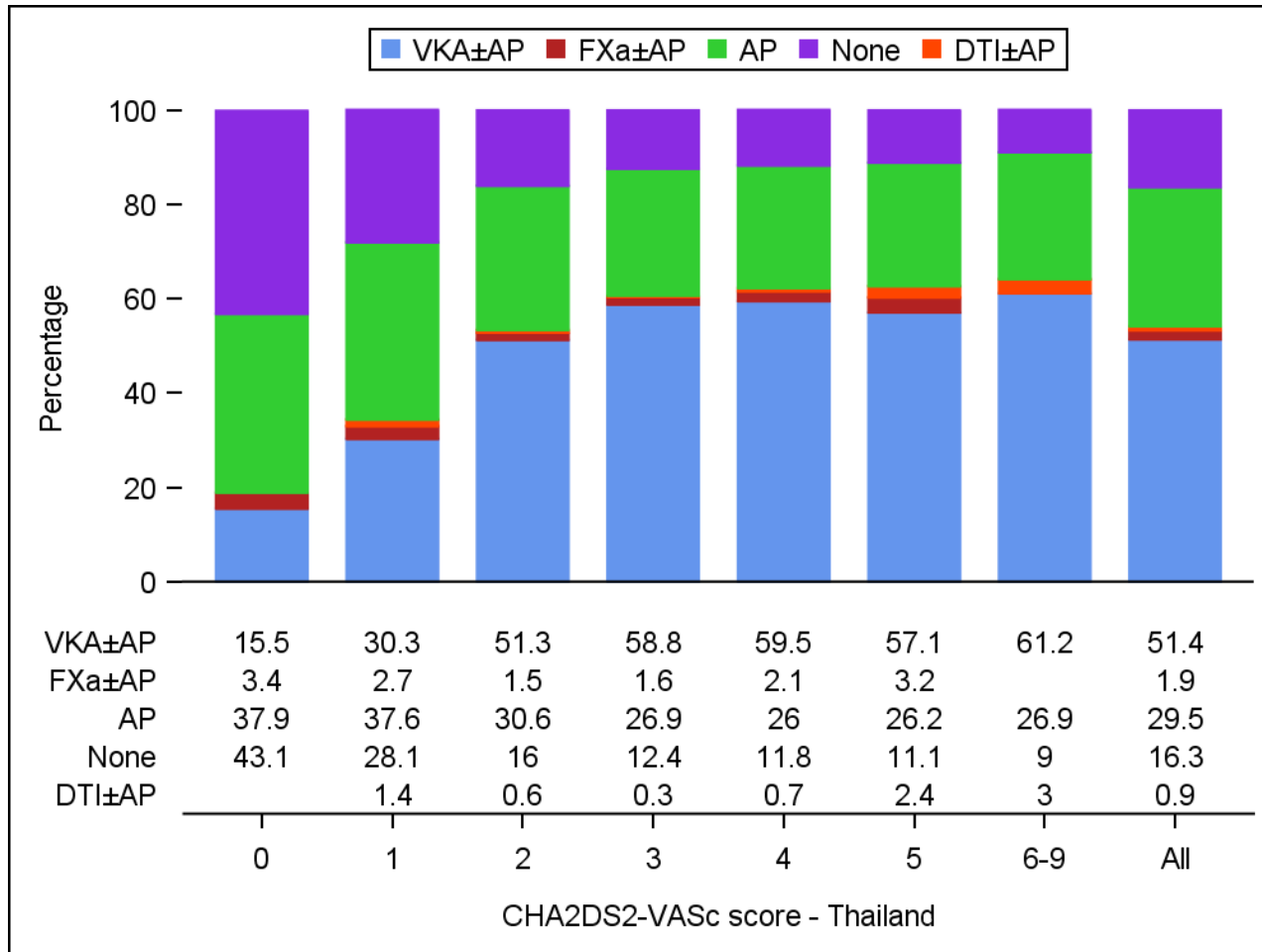
Treatment at diagnosis by CHA₂DS₂-VASc score - Thailand

CHA ₂ DS ₂ -VASc		VKA±AP	AP	None	FXa±AP	DTI±AP	Unknown	Total
		n	n	n	n	n	n	n
Thailand	Unknown	15	6	2	0	0	0	23
	0	9	22	25	2	0	0	58
	1	67	83	62	6	3	1	222
	2	176	105	55	5	2	0	343
	3	214	98	45	6	1	0	364
	4	172	75	34	6	2	0	289
	5	72	33	14	4	3	2	128
	6-9	41	18	6	0	2	0	67

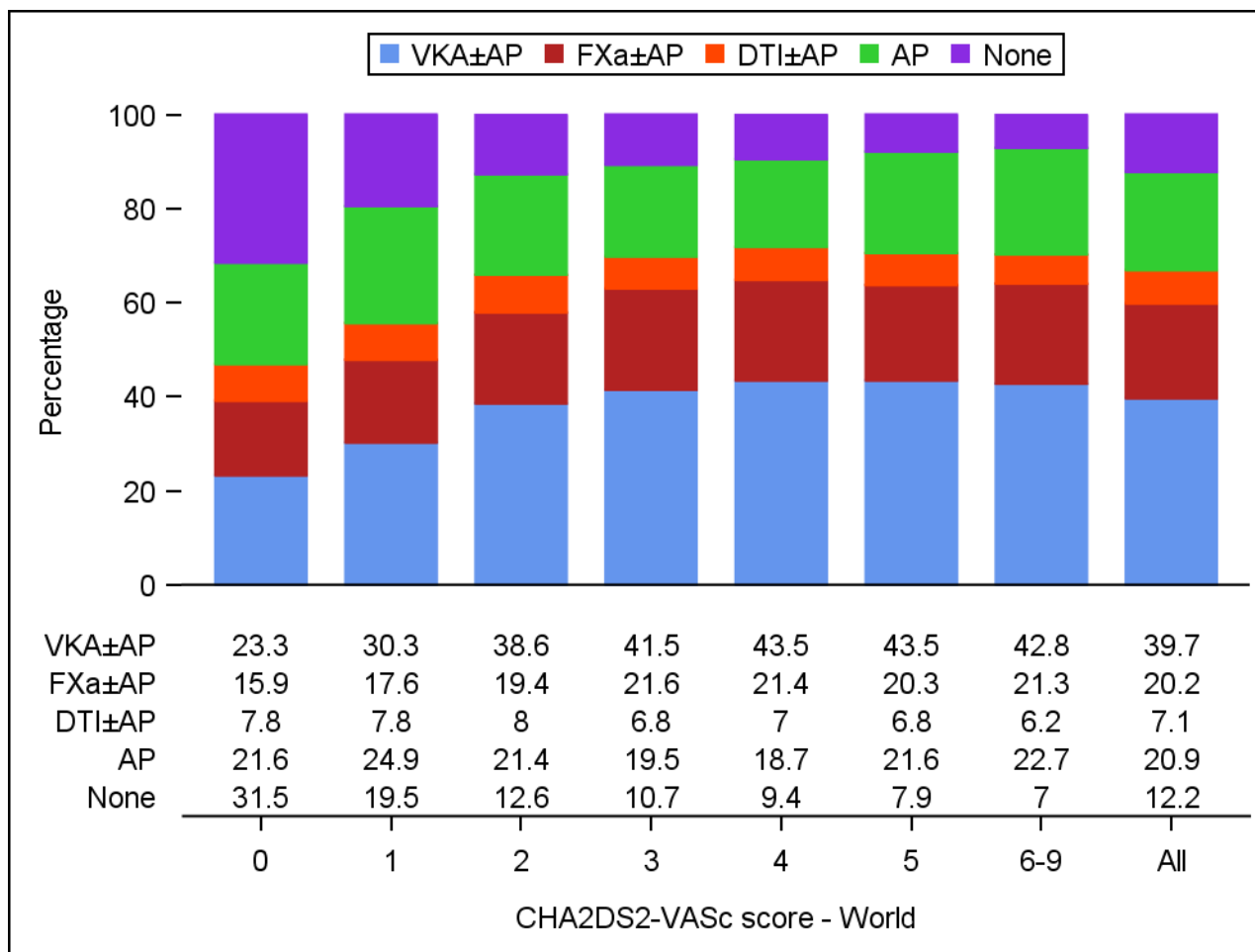
Treatment at diagnosis by CHA₂DS₂-VASc score - World

CHA ₂ DS ₂ -VASc		VKA±AP	FXa±AP	DTI±AP	AP	None	Unknown	Total
		n	n	n	n	n	n	n
World	Unknown	450	209	54	274	317	14	1318
	0	323	220	108	300	437	16	1404
	1	1827	1061	468	1503	1179	57	6095
	2	3800	1908	793	2108	1246	110	9965
	3	4930	2567	803	2317	1266	147	12030
	4	4698	2313	751	2020	1016	139	10937
	5	2439	1137	379	1210	445	86	5696
	6-9	1613	803	233	856	262	58	3825

Treatment at diagnosis



Treatment at diagnosis



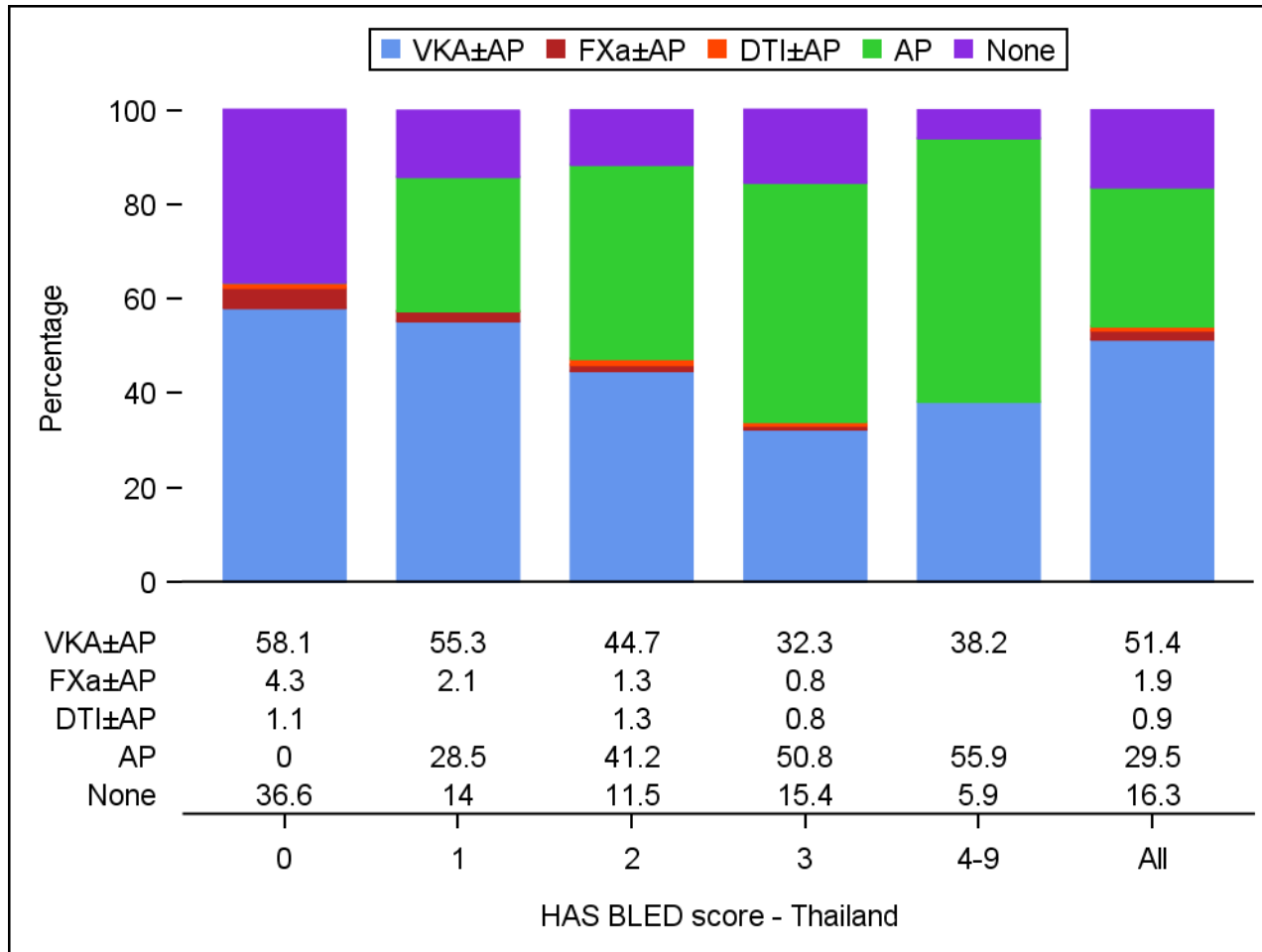
Treatment at diagnosis by HAS BLED score - Thailand

HASBLED		VKA±AP	FXa±AP	DTI±AP	AP	None	Unknown	Total	
		n	n	n	n	n	n	N	n
Thailand	Unknown	230	7	6	106	58	0	407	407
	0	108	8	2	0	68	1	187	187
	1	233	9	0	120	59	1	422	422
	2	140	4	4	129	36	1	314	314
	3	42	1	1	66	20	0	130	130
	4-9	13	0	0	19	2	0	34	34

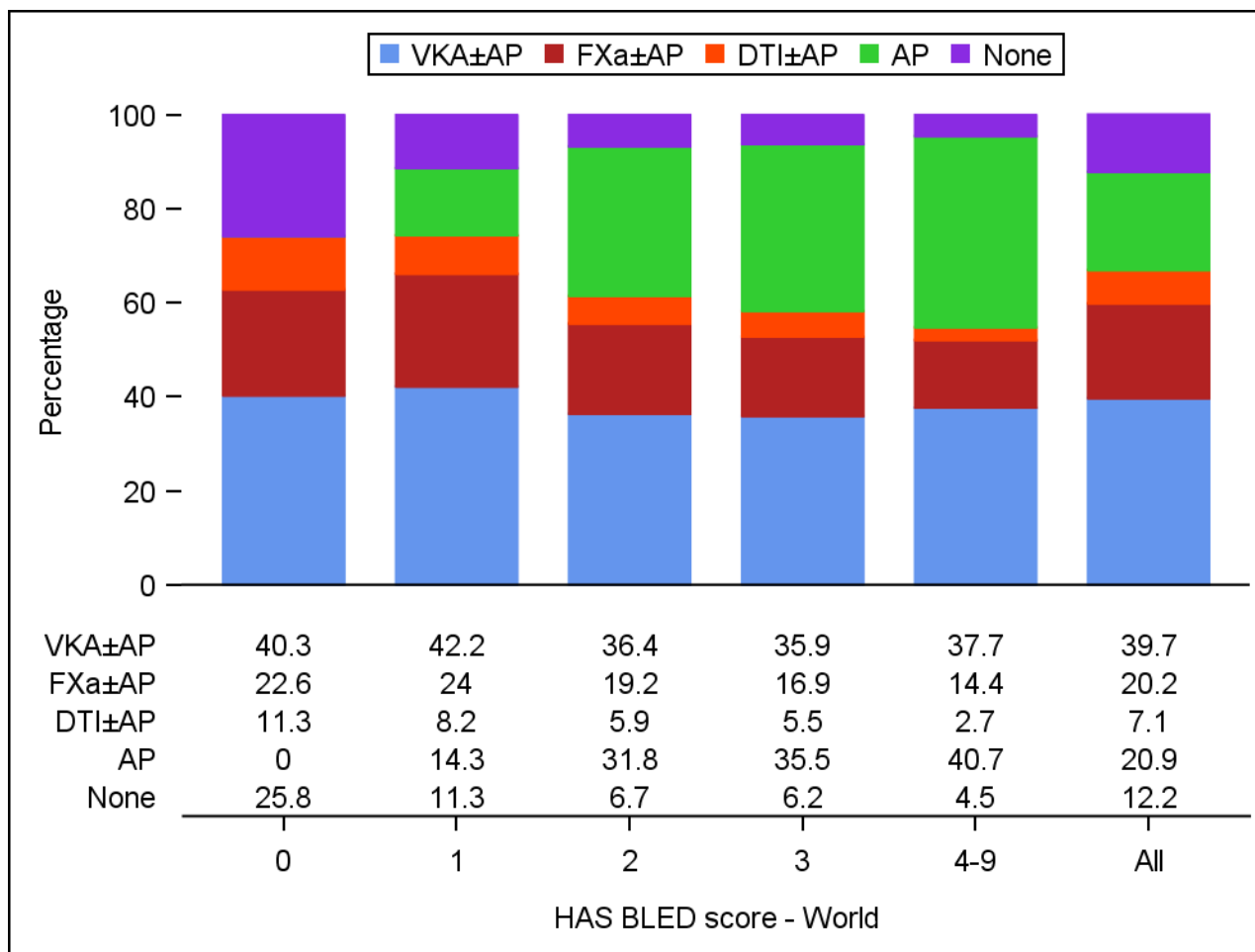
Treatment at diagnosis by HAS BLED score - World

HASBLED		VKA±AP	FXa±AP	DTI±AP	AP	None	Unknown	Total
		n	n	n	n	n	n	n
World	Unknown	5685	2393	827	3225	2025	139	14294
	0	2138	1201	598	0	1366	83	5386
	1	6622	3759	1280	2243	1773	213	15890
	2	4145	2185	676	3625	758	140	11529
	3	1254	590	191	1240	218	43	3536
	4-9	236	90	17	255	28	9	635

Treatment at diagnosis



Treatment at diagnosis



INR values and time in therapeutic range

Variable	Statistics	Thailand (N = 553) n %	World (N = 16852) n %
INR value, n(%)	n	2013	137133
	<2	1085 (53.9)	43965 (32.1)
	2-3	658 (32.7)	70543 (51.4)
	>3	270 (13.4)	22625 (16.5)
INR value	n	2013	137133
	Mean (SD)	2.1 (1.2)	2.4 (0.9)
	Median (IQR)	1.9 (1.4 to 2.5)	2.3 (1.8 to 2.8)
	Min to Max	0.8 to 12.5	0.8 to 20.0
TTR, n(%)	n (missing)	286 (267)	9934 (6918)
	<65	224 (78.3)	5851 (58.9)
	>=65	62 (21.7)	4083 (41.1)
TTR	n (missing)	286 (267)	9934 (6918)
	Mean (SD)	38.6 (29.4)	55.0 (27.3)
	Median (IQR)	35.9 (12.1 to 61.4)	58.8 (36.7 to 75.8)
	Min to Max	0.0 to 100.0	0.0 to 100.0

Event rates during the first year of follow-up (rates per 100 person-years)

	Thailand		World	
	Events	Rate (95% CI)	Events	Rate (95% CI)
Death	37	3.66 (2.65 to 5.05)	1603	4.25 (4.05 to 4.46)
Cardiovascular Death	1	0.10 (0.01 to 0.70)	643	1.71 (1.58 to 1.84)
Non-cardiovascular death	27	2.67 (1.83 to 3.89)	581	1.54 (1.42 to 1.67)
Undetermined Cause	9	0.89 (0.46 to 1.71)	379	1.01 (0.91 to 1.11)
Stroke/SE	8	0.79 (0.40 to 1.59)	537	1.43 (1.32 to 1.56)
Major Bleeding	11	1.09 (0.61 to 1.97)	328	0.87 (0.78 to 0.97)
Acute coronary syndrome	2	0.20 (0.05 to 0.79)	306	0.81 (0.73 to 0.91)
Congestive hearth failure	8	0.79 (0.40 to 1.58)	899	2.42 (2.26 to 2.58)

Cause of death during the first year of follow-up

	Thailand		World	
	n	%	n	%
Cardiovascular causes				
Congestive heart failure	1	100.0	211	32.8
Sudden or unwitnessed death	0		109	17.0
Myocardial infarction	0		69	10.7
Non-haemorrhagic stroke (Ischemic Stroke)	0		69	10.7
Non Cardiovascular causes				
Malignancy	5	18.5	167	28.7
Respiratory failure	2	7.4	115	19.8
Infection	5	18.5	56	9.6
Sepsis	4	14.8	55	9.5

Type of stroke during the first year of follow-up

	Thailand		World	
	n	%	n	%
Stroke (not including systemic embolism)	8	0.75	483	1.21
Primary Ischemic	5	0.47	327	0.82
of which secondary hemorrhagic ischemic	1	0.09	18	0.05
Primary intracerebral hemorrhage	2	0.19	62	0.16
Intracerebral	1	0.09	38	0.10
Intraventricular			8	0.02
Subarachnoid	1	0.09	10	0.03
Undetermined	1	0.09	94	0.24